



NOTE

Pseudoconyza Cuatrec. (Asteraceae), a Newly Recorded Genus for the Flora of Taiwan

Ming-Jer Jung⁽¹⁾, Tian-Chuan Hsu⁽²⁾ and Shih-Wen Chung^(3*)

1. Herbarium of Taiwan Forestry Research Institute, Taiwan Forestry Research Institute, 53, Nanhai Rd, Taipei 100, Taiwan.

2. Institute of Ecology and Evolutionary Biology, National Taiwan University, 1, Sec. 4., Roosevelt Rd, Taipei 106, Taiwan.

3. Division of Forestry Biology, Taiwan Forestry Research Institute, 53, Nanhai Rd, Taipei, 100, Taiwan.

* Corresponding author. Email: biflora@gmail.com

(Manuscript received 14 July 2008; accepted 20 December 2008)

ABSTRACT: *Pseudoconyza viscosa* (Mill.) D'Arcy (Asteraceae) was recently found in lowlands of southern Taiwan. This represents a new record not only for this species but also for the genus on this island. In this study *Pseudoconyza viscosa* is described. A distribution map, line drawings and photographs of this species are also provided.

KEY WORDS: *Pseudoconyza viscosa*, Asteraceae, Taiwan.

INTRODUCTION

Boufford et al. (2003) published a checklist of the vascular plants of Taiwan. Since then, a few genera and many species were reported for the flora of this island (e.g., Chen, 2007; Chen et al., 2007; Chung et al., 2006; Hsu et al., 2004, 2005; Hsu et al., 2006; Huang, 2005; Jung and Kuoh, 2007; Jung et al., 2005; Tseng et al., 2008ab; Yang and Hsieh, 2006). Most of these newly recorded taxa were naturalized or invasive weeds (Chen, 2007; Hsu et al., 2004, 2005; Hsu et al., 2006; Tseng et al., 2008ab; Yang and Hsieh, 2006). Others were considered as neglected in the Flora of Taiwan (Chen et al., 2007; Huang, 2005).

The genus *Pseudoconyza* Cuatrec. (Inuleae, Asteraceae) is a monotypic genus widespread in Africa, Asia, North and Central America (Anderberg et al., 2005; Beenthe, 2002; Boulos, 2002; Chaudhary, 2000; Pornpongrungrueng et al., 2007; Qaiser, 1997; USDA, NRCS, 2004; Wood, 1997). It was not known in Taiwan until this study. The genus is characterized by the combination of a number of diagnostic floral characters such as purplish florets, filiform marginal florets, appressed teeth on pappus bristles and caudate anthers (Anderberg, 1991). Although *Pseudoconyza* has features similar to *Blumea*, *Laggera*, and *Pluchea*, it is more closely related to *Laggera* and *Pluchea* according to recent phylogenetic studies on Inuleae (Anderberg, 1991; Anderberg et al., 2005; Pornpongrungrueng et al., 2007). In our botanical survey, we found plants *Pseudoconyza viscosa* (Mill.) D'Arcy in lowlands of southern Taiwan. This species and its genus are here documented with detailed description of salient features, a line drawing (Fig. 1), color photographs (Fig. 2) and a distribution map (Fig. 3). A key to *Pseudoconyza*

viscosa and several similar species in Taiwan was also presented.

TAXONOMIC TREATMENT

Pseudoconyza viscosa (Mill.) D'Arcy, Phytologia 25(5): 281. 1973; Anderberg. Pl. Syst. Evol. 176: 145-177. 1991; Chaudhary. Fl. Kingd. Saudi Arabia II (3): 135-136. 2000; Beenthe. Fl. Trop. E. Africa, Compositae: 315. 2002; Boulos. Fl. Egypt 3: 189-190. 2002. — *Conyza viscosa* Mill., Gard. Dict., ed. 8. n. 8. 1768. 毛假蓬舅 Figs. 1 & 2

Conyza aurita L. f., Suppl. Pl. 367. 1782. — *Blumea aurita* (L. f.) DC. In: Wight. Contrib. Bot. Ind. 16. 1834; Wood. A Handbook of the Yemen Flora: 290-291. 1997. — *Laggera aurita* (L. f.) Sch. Bip. Tent. Fl. Abyss.: 393. 1848; Chaudhary. Fl. Kingd. Saudi Arabia 2 (3): 135-136. 2000; Beenthe. Fl. Trop. E. Africa: 315. 2002.

Herb to 1 m tall, erect, sometimes branched at base, usually branched on upper part of stem, culms cylindrical, villous and glandular; leaves alternate, sessile, blade oblance-ovate to obovate, apex round to acute, margin serrate to doubly serrate, base cuneate to attenuate, 1-8 cm long, parted or not, both surfaces villous. Inflorescence a lax corymb or cymbose panicle, terminal and axillary, branches leafy, capitulum 8-9 mm tall, 4-6 mm wide, receptacle concave, glabrous; involucre 4-seriate, apex acuminate; margin entire or pilose, outer involucral bracts lanceolate, 2.5-5 mm long, abaxial surface villous and glandular, adaxial surface glabrous to sparsely villous, innermost involucral bracts linear, central part glabrous to sparsely villous, margin membranous, 1-veined, ca. 8 mm long; pappus whitish, ca. 4.5-5 mm long, with appressed teeth; marginal disc florets numerous, pistillate and fertile,

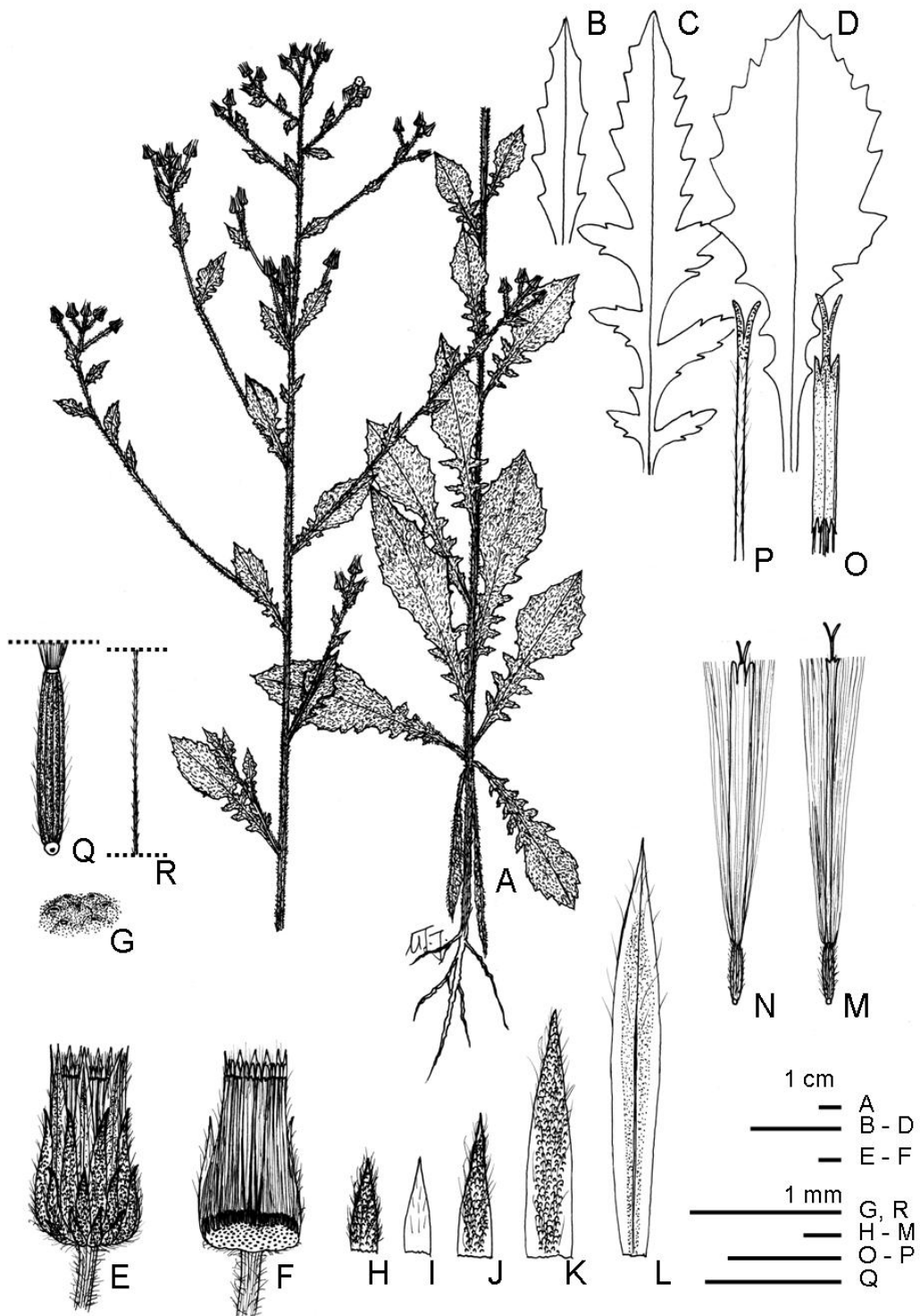


Fig. 1. *Pseudoconyza viscosa*. A: Habit. B-D: Leaf outlines. E: Capitulum. F: Capitulum, part of involucre and florets removed. G: Part of receptacle, glabrous. H-L: Involucral bracts, I: adaxial view of outermost bract, L: innermost bract. M: Marginal disc floret. N: Central disc floret. O: Anthers and stigma. P: Style and stigma. Q: Achene, distal part of pappus hairs excluded. R: Part of pappus, showing appressed teeth.




Fig. 2. *Pseudoconyza viscosa*. A: Habit. B: Capitula. C: Mature achenes and glabrous receptacle.

corolla filiform, whitish to pale-purplish, 3.5-4.5 mm long, stigma exposed, 0.5-1 mm long; central disc florets fewer than 10 per capitulum, bisexual and fertile, corolla tabular, whitish to pale-purplish, ca. 4.5 mm long, 5-lobed, lobes ca. 0.5 mm long, anthers obtuse at apex, shortly tailed at base, style sparsely pilose, stigma bifid, extracted; achene cylindrical, 10-ribbed, sparsely pilose, carpodium a broad circle, conspicuous.

Specimens examined: Taiwan. Kaohsiung Co., Gangshan Town, Gangshan, 30 Apr 2008, *M.-J. Jung* 2805 (TAIF); Chautou Town, Chautou, 30 Apr 2008, *M.-J. Jung* 2810 (TAIF); abandoned farm near the National Kaohsiung University campus, 30 Apr 2008, *M.-J. Jung* 2811 (TAIF); Pingtung Co., Hengchun Town, Hengchun, 7 Apr 2004, *G.-P. Hsieh* 1964 (PPI), Shepai Park, 7 Apr 2005, *K.-P. Lo* 746 (PPI); Linpien Town, Linpien, 26 Dec 2004, *K.-P. Lo* 595 (PPI); Shuili, 28 Jan 2000, *S.-M. Ku* 414 (TAIF), Tientzu, 20 Mar 2005, *K.-P. Lo* 728 (PPI); Tungkang Town, Tungkang, 30 Dec 1999, *Y.-P. Cheng* 2877 (TAIF). India. Bengal, Buddh Gaya, 17 Jan 1912, *T. Kawakami* s.n. (TAIF).

Vernacular name of *Pseudoconyza viscosa* (Mill.) D'Arcy is clammy false ox tongue. *P. viscosa* is widely distributed in the tropics and the subtropics (Anderberg et al., 2005; Beenthe, 2002; Boulos, 2002; Pornpongrungrueng et al., 2007; Qaiser, 1997; USDA, NRCS, 2004). In Taiwan, it occurs at roadsides or waste places at low elevations in the south (Fig. 3).

Habit outline of *Pseudoconyza viscosa* resembles the closely related genera such as *Blumea*, *Laggera* and *Pluchea* (Anderberg, 1991; Anderberg et al., 2005). In Taiwan it is also similar to *Conyza* spp. Florets of *Pseudoconyza viscosa* are pale-purplish, occasionally

whitish (Fig. 3). In Taiwan, plants resembling *Pseudoconyza viscosa* include *Blumea mollis*, *Conyza leucantha*, *Laggera alata* and *Pluchea* spp. All of them share floral features such as purplish corolla, filiform pistillate marginal florets and tubular bisexual central florets. A key to these species in Taiwan are provided below to aid in identification.

Key to *Pseudoconyza viscosa* and several similar Asteraceae species in Taiwan

1. Stem cylindrical, not winged 2
1. Stem winged 7
2. Plants decumbent to ascending; branches glabrous to sparingly puberulent; leaf lateral veins inconspicuous *Pluchea pteropoda*
2. Plant erect; branches densely pubescent; leaf lateral veins prominent 3
3. Basal cauline leaves parted *Pseudoconyza viscosa*
3. All leaves simple 4
4. Leaf margin entire 5
4. Leaf margin serrate or double serrate 6
5. Leaf oblong-ovate to elliptic, apex mucronulate-obtuse; inflorescence an elongate or flat-topped panicle *Pluchea carolinensis*
5. Leaf elliptic-lanceolate, apex acute to acuminate; inflorescence an open corymb or a cymbose panicle, capitula upward *Conyza leucantha*
6. Leaf apex obtuse to apiculate, inflorescence a compact, spiciform panicle, capitula usually downward *Blumea mollis*
6. Leaf apex acute to mucronate, inflorescence an elongate or flat topped panicle, capitula upward *Pluchea indica*
7. Leaf blade linear, involucre bracts reflexed *Laggera alata*
7. Leaf blade oblance-ovate, involucre bract not reflexed *Pluchea sagittalis*

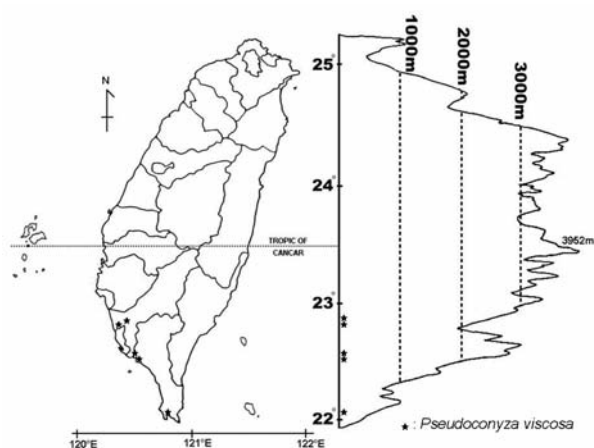


Fig. 3. Map of Taiwan showing the horizontal and altitudinal distribution of *Pseudoconyza viscosa* (★).

ACKNOWLEDGEMENTS

The authors wished to thank Chun-Chieh Chen of the Department of Forestry, National Pingtung University of Science and Technology for providing images of the voucher specimens of *Pseudoconyza viscosa* in PPI. The authors also wished to thank Dr. Theresa Tsao of the Herbarium of Taiwan Forestry Research Institute, Taiwan Forestry Research Institute, Taipei, Taiwan, for critical reading of the manuscript.

LITERATURE CITED

- Anderberg, A. A. 1991. Taxonomy and Phylogeny of the Tribe Pluceae (Asteraceae). *Pl. Syst. Evol.* **176**: 145-177.
- Anderberg, A. A., P. Eldenäs, R. J. Bayer and M. Englund. 2005. Evolutionary relationships in the Asteraceae tribe Inuleae (incl. Pluceae) evidenced by DNA sequences of *ndhF*; with notes on the systematic positions of some aberrant genera. *Organisms Divers. Evol.* **5**: 135-146.
- Beenthe, H. J. 2002. Compositae (Part 2). In: Beenthe, H. J. and S. A. L. Smith (eds.). *Flora of Tropical East Africa*: 315. Crown Agents for Oversea Governments and Administration, London, UK.
- Boufford, D. E. et al. 2003. A Checklist of the Vascular Plants of Taiwan. In: Huang, T.-C. et al. (eds.). *Flora of Taiwan*, 2nd ed., **6**: 15-139. Editorial Committee, Dept. Bot., NTU, Taipei, Taiwan.
- Boulos, L. 2002. *Flora of Egypt* **3**: 189-190. Al Hadara Publishing, Cairo, Egypt.
- Chaudhary, S. A. 2000. *Flora of the Kingdom of Saudi Arabia, Illustrated II* **3**: 135-136. Ministry of Agriculture & Water, National Herbarium, and National Agriculture and Water Research Center- Riyadh, Saudi Arabia.
- Chen, J.-H., C.-L. Yeh, S.-Y. Lee, C.-R. Yeh, T.-H. Chiu and Y.-Y. Su. 2007. *Ensete glaucum* (Roxb.) Cheesm. (Musaceae), a Newly Recorded Species and its Genus in Southern Taiwan. *Bulletin of the Experimental Forest of National Chung Hsing University*, **29**: 13-20. (in Chinese)
- Chen, U.-C. 2007. The Invasive Alien Plants in Miaoli: 39-42. Miaoli District Agricultural Research and Extension Station, Council of Agriculture, Executive Yuan, Miaoli, Taiwan. (in Chinese)
- Chung, S.-W., T.-C. Hsu and T. Yukawa. 2006. *Saccolabiopsis taiwaniana* (Orchidaceae), a new species from Taiwan. *Quart. J. Forest Res.* **28**: 25-28.
- Hsu, T.-W., C.-I Peng and C.-M. Wang. 2006. *Austro eupatorium inulifolium* (Kunth) King & Robinson (Asteraceae), a Newly Naturalized Plant in Taiwan. *Taiwania* **51**: 41-45.
- Hsu, T.-W., T.-Y. Chiang and J.-J. Peng. 2004. *Semiaquilegia adoxoides* (DC.) Makino (Ranunculaceae), a Newly Naturalized Plant in Taiwan. *Taiwania* **49**: 44-48.
- Hsu, T.-W., T.-Y. Chiang and J.-J. Peng. 2005. *Asystasia gangetica* (L.) T. Anderson subsp. *micrantha* (Nees) Ensermu (Acanthaceae), a Newly Naturalized Plant in Taiwan. *Taiwania* **50**: 117-122.
- Huang C.-L. 2005. *Urochloa glumaris* (Trin.) Veldkamp (Gramineae), a Neglected Species in the Flora of Taiwan. *Coll. And Res.* **18**: 33-36.
- Jung, M.-J. and C.-S. Kuoh. 2007. *Chikusichloa* Koidz. (Poaceae): a Newly Recorded Genus in the Flora of Taiwan. *Taiwania* **52**: 243-246.
- Jung, M.-J., G.-I. Liao and C.-S. Kuoh. 2005. *Phryma leptostachya* (Phrymaceae), a new family record in Taiwan. *Bot. Bull. Acad. Sin.* **46**: 239-244.
- Peng, C.-I, K.-F. Chung and H.-L. Li. 1998. Compositae. In: Huang, T.-C. et al. (eds.). *Flora of Taiwan*, 2nd ed. **4**: 807-1101. Editorial Committee of the Flora of Taiwan, Department of Botany, National Taiwan University, Taipei, Taiwan.
- Pornpongrueng, P., F. Borchsenius, M. Englund, A. A. Anderberg and M. H. G. Gustafsson. 2007. Phylogenetic relationships in *Blumea* (Asteraceae: Inuleae) as evidenced by molecular and morphological data. *Pl. Syst. Evol.* **269**: 223-243.
- Kaiser, M. and R. Abid. 2003. Asteraceae (II) Inuleae, Pluceae & Gnaphalieae. No. 210. In: Ali, S. I. and M. Qaiser (eds.). *Flora of Pakistan*. Dept. Bot. Univ. Karachi and Missouri Press. Missouri Botanical Gardens, USA. (www.efloras.org/florataxon.aspx?flora_id=5&taxon_id=127031)
- Tseng, Y.-H., C.-M. Wang and C.-I Peng. 2008a. *Clibadium surinamense* L. (Asteraceae): A Newly Naturalized Plant in Taiwan. *Taiwania* **53**: 103-106.
- Tseng Y.-H., C.-Y. Liou and C.-I Peng. 2008b. *Helianthus debilis* Nuttall subsp. *cucumerifolius* (Torrey & A. Gray) Heiser (Asteraceae), a Newly Naturalized Plant in Taiwan. *Taiwania* **53**: 316-320.
- USDA, NRCS. 2004. The PLANTS Database, Version 3.5 (<http://plants.usda.gov>). National Plant Data Center, Baton Rouge, LA, USA.
- Wood, J. R. I. 1997. *A Handbook of the Yemen Flora*: 290-291. Royal Botanic Gardens, Kew, UK.
- Yang, S.-Z. and C.-P. Hsieh. 2006. *Eleutheranthera ruderalis* (Swartz) Sch.-Bip. (Asteraceae), a Newly Naturalized Plant in Taiwan. *Taiwania* **51**: 46-49.



臺灣新記錄屬—假蓬舅屬 (*Pseudoconyza* Cuatrec.)

鍾明哲⁽¹⁾、許天銓⁽²⁾、鐘詩文^(3*)

1. 林業試驗所植物標本館，100 台北市南海路 53 號，臺灣。
 2. 國立臺灣大學生態學與演化生物學研究所，106 台北市羅斯福路 4 段 1 號，臺灣。
 3. 行政院農業委員會林業試驗所森林生物組，100 台北市南海路 53 號，臺灣。
- * 通信作者。Email: biflora@gmail.com

(收稿日期：2008 年 7 月 14 日；接受日期：2008 年 12 月 20 日)

摘要：本文報導臺灣南部低海拔地區新記錄菊科植物—毛假蓬舅 (*Pseudoconyza viscosa* (Mill.) D'Arcy)。假蓬舅屬 (*Pseudoconyza* Cuatrec.) 為臺灣新記錄屬，本文描述此一新記錄植物，並提供線繪圖、照片及分布圖。

關鍵詞：毛假蓬舅、菊科、臺灣。